



OPTO ENGINEERING

ITA24-GC-10C | DATASHEET

Area scan camera 2.4MP, Sony IMX392, CMOS Global shutter, 1/2.3", Color, 1 GigE, POE, C mount



KEY ADVANTAGES

MADE IN ITALY

Cameras designed and manufactured in Italy by Opto Engineering.

TOP QUALITY SERVICE

5 years warranty.

HIGH ROBUSTNESS

Aluminum body & steel lens mount, shock & vibration certified, wide temperature range.

MAXIMUM CONNECTIVITY

Isolated PoE supply, broad range of I/Os, serial communication.

HIGH PROCESSING CAPABILITY

Large on-board image buffer, large FPGA.

EXCELLENT QUALITY/PRICE RATIO

GEN*i*CAM

GigE
VISION

1288
EMVA Standard Compliant



The **ITALA-G series** is a series of GigE Vision industrial cameras designed and manufactured in Italy by Opto Engineering®.

KEY FEATURES



1 GIGE



12-24 VOLT



POWER OVER
ETHERNET



12-BIT DEPTH



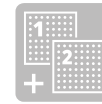
BURST



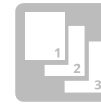
IMAGE COM-
PRESSION



FAST
TRIGGER
MODE



DUAL
EXPOSURE



SEQUENCER




PRECISION
TIME
PROTOCOL



SCHEDULED
ACTION
COMMAND



REGION OF
INTEREST



BINNING
AND
DECIMATION



CHUNK DATA



AUTO WHITE
BALANCE



COLOR
CORRECTION
MATRIX



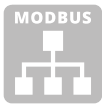
OPTO
ISOLATED I/O



ENCODER



DUAL SERIAL
INTERFACE



MODBUS



API C



API C++



API C#



API Python



WINDOWS



LINUX

All product specifications and data are subject to change without notice to improve reliability, functionality, design or other. Photos and pictures are for illustration purposes only. Data are reported by design, actual lens performance may vary due to manufacturing tolerances.

SPECIFICATIONS

Sensor Specification

Megapixel		2.4
Resolution		1936 x 1216
Sensor format		1/2.3"
Sensor diagonal	(mm)	7.9
Pixel size	(μm)	3.45
Sensor model		IMX392
Sensor type		CMOS
Shutter		Global
Chroma		Color

Connectivity

Data connector		RJ45
Data interface		1 GigE
I/O connector		12-pin Hirose
I/O interface		2x opto-isolated input 4x opto-isolated output
Serial interface		RS232, RS485
Liquid lens controller		no
Encoder interface		yes, incremental
Power supply	(V)	12-24, PoE (IEEE 802.3af class 2)
Max power consumption ²	(W)	3.8

Compliance

Standards		GigE Vision 2.2, GenICam, GenTL
Client software		ITALA View or other GigE Vision 2.x software
Operating systems		64-bit Windows 10/11 Ubuntu 18.04/20.04/22.04
Shock and vibration		EN 60068-2-27 EN 60068-2-6 EN 60068-2-64
Warranty	(years)	5

Mechanical Specifications

Mount		C
Dimensions	(mm)	40.5 x 40.5 x 51.2
Clamping system		16x M3 threaded holes (on all sides)
Mass	(g)	142

Camera Specification

Filter		IR cut
Frame rate ¹	(fps)	49.9
Frame rate burst	(fps)	89.4
Exposure time		1 μs - 10 s
ADC resolution	(bit)	10/12
Dynamic range	(dB)	71.0
Gain range	(dB)	0-48
SNR	(dB)	40.1
Image buffer	(MB)	384
Image processing		Binning, decimation, ROI, gamma, black level, LUT, defective pixel correction, white balance, color correction matrix
Pixel formats		Mono 8, RGB8, Bayer GR 8/10p/10Packed/12p/12Packed, YUV 422_8, YUV411_8_UYVY
Chunk data		yes
User sets		3
Timers/Counters		2/4
Synchronization		Free run, software trigger, hardware trigger, PTP (IEEE 1588)

Environment

Operating temperature ³	($^{\circ}\text{C}$)	-25 - +65
Storage temperature ⁴	($^{\circ}\text{C}$)	-10 - +60
Operating relative humidity	(%)	20-80, non condensing
IP rating		IP30

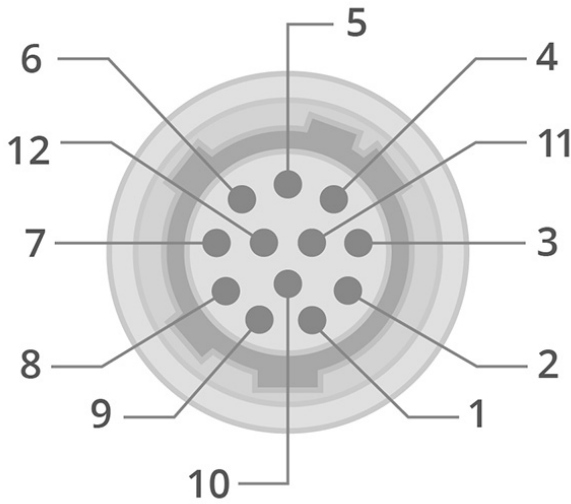
¹ Color-model's fps are calculated using BayerRG8 pixel format

² Measured with 24V power supply

³ Case temperature, measured on the front part of the camera body

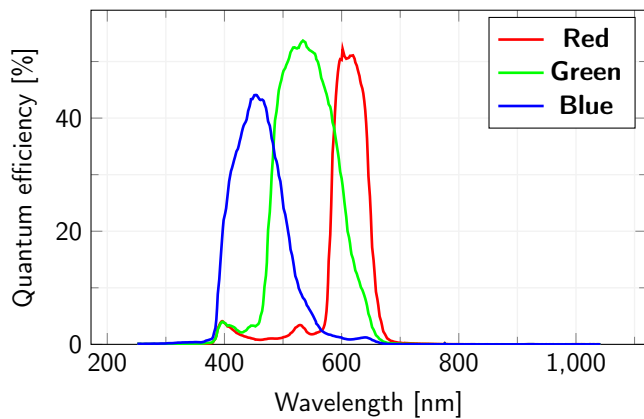
⁴ Ambient temperature

HIROSE PINOUT

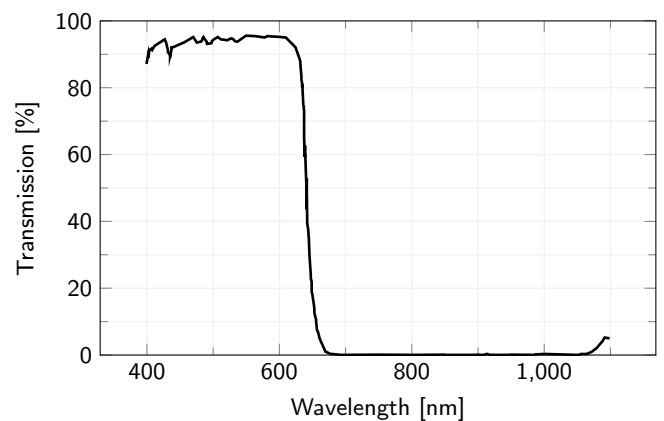


Pin	Signal
1	GND
2	+VIN
3	Opto OUT 3
4	Opto IN 0
5	Opto OUT 2
6	Opto OUT 0
7	Opto REF GND
8	RS232 RX
9	RS232 TX
10	Opto REF V+
11	Opto IN 1
12	Opto OUT 1

SENSOR QUANTUM EFFICIENCY



FILTERS TRANSMISSION



RECOMMENDED ACCESSORIES

Opto-Engineering® suggests the following accessories to power the camera:

- **RT-A72-0418-05**, Ethernet cable, CAT6A, industrial level, high flexible cable with screw, 5 m
- **RT-A65-7105-05**, I/O cable, side 1 HIROSE 12 pin, side 2 cable end, 5 m
- **RT-POE15M-1AFE-R**, 15.4W Single Port Power-over-Ethernet IEEE802.3af Power Injector

COMPATIBLE PRODUCTS

Full list of compatible products available [here](#).



A wide selection of innovative machine vision components.

All product specifications and data are subject to change without notice to improve reliability, functionality, design or other. Photos and pictures are for illustration purposes only. Data are reported by design, actual lens performance may vary due to manufacturing tolerances.